

### **Crochet a Forget-Me-Not**

Unravel your creativity and crochet-your-own Forget-Me-Not, stitching memories one petal at a time.

Pattern is in UK crochet terms.

### **Materials Needed**

3.5mm Crochet Hook

DK Pale Blue Yarn

DK Yellow Yarn

Wool Needle (to sew in the ends)

### **Abbreviations**

CH - Chain

SS - Slip Stitch

HTRB - Half Treble Crochet

TRB - Treble Crochet

DTRB - Double Treble Crochet



### **Send us your crochet Forget-Me-Not!**

At our Summer Memories event this year we want to have a display of all your crocheted Forget-Me-Nots. Please send any Forget-Me-Nots you'd like to include in our display to us by Friday 5th July to:

**FOA:** Fundraising Team

St. Michael's Hospice

Basil de Ferranti House


Aldermaston Road

Basingstoke

RG24 9NB


You can send them to us in the post, take them to one of our shops or drop them at the Hospice reception.

1



Starting with **Yellow Yarn**, make a magic circle.

2



Row 1: CH 3 (counts as 1 TRB), then work 9 TRB into the centre of the ring. Pull the magic ring tight, then SS into the top of the CH 3 to join. You should have 10 stitches.

3



Row 2: Change to **Pale Blue Yarn**. Join in any stitch. \* in the next stitch, work the following: 1 HTRB, 2 TRB, 1DTRB, 2TRB, 1 HTRB. SS into the next stitch\*.

4



Repeat from \* 4 more times. Work the final SS back into the same stitch you joined the **Pale Blue Yarn**.

5



Sew in the ends and then you're done!

Transform ordinary pebbles into extraordinary works of art with our Paint Your Own Pebble Pack!

### You will need:

Yellow Paint

Green Paint

Blue Paint

Paintbrushes

### Instructions



- 1 Starting with the **Yellow Paint**, make the centre of the Forget-Me-Not on your pebble.



- 2 Using the **Blue Paint**, add 5 round leaves around the yellow centre.



- 3 Repeat steps 1 and 2, **2 more times** to create 3 flowers.




- 4 Join your 3 flowers with a stem of **Green Paint**, you can add leaves to the stem too.

- 5 On the back, write **@smhbasingstoke**. Then take a picture of your pebble and share on social media. Don't forget to tag us!

### Hiding your pebbles

Once you've finished your pebbles, go out into your local community to hide your forget-me-not stones for others to find.

Get creative and colour in a Forget-Me-Not for St. Michael's Hospice!



## Display your colouring!

Take your colouring home and display it in your window at home. We want to see as many Forget-Me-Nots displayed across North Hampshire as possible to remind us all of the wonderful people we have lost.